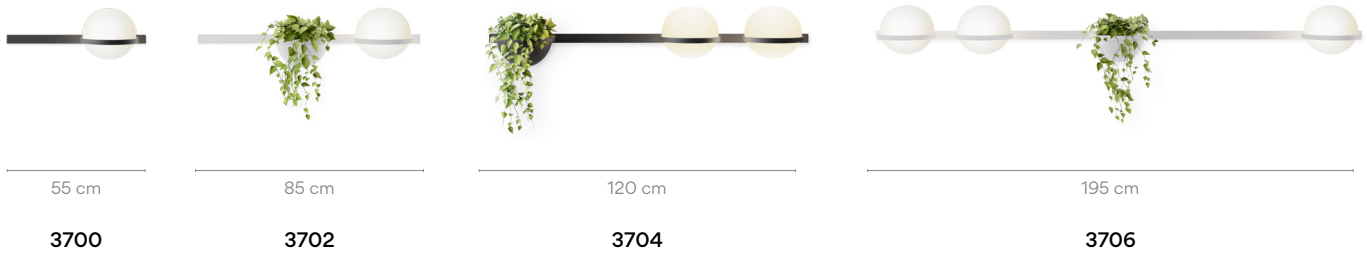


# Palma

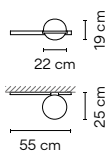
Design by Antoni Arola

The interior ambience takes on a life of its own with the possibility of integrating plants with the lighting compositions. Palma connects light and vegetation as in the natural landscape.

## Wall



### 3700



**Finishes**  
 ● **18/** \_\_ Graphite (ADAPTA RF 9913 WX)  
 ● **93/** \_\_ White (RAL 9016)


**LED temperature colour**  
 /1\_ 2700 K CRI >90 868 lm 94 lm/W

**Control**  
**3700** \_\_ / \_\_ B  
 1-10V, Push

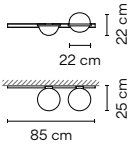
**Materials**  
 Diffuser: Blown-glass. Profile: Aluminum.

**Light Source and electronics**  
 2 x LED 4,6 W 500 mA  
 Constant Current 500 mA  
 220~240V 50/60Hz

**Packaging**  
 1 Box 0,57 x 0,31 x 0,21 m  
 Vol 0,0382 m<sup>3</sup>  
 Gross weight 3 Kg Net weight 1,8 Kg



3702

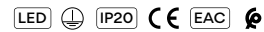


Finishes LED temperature colour Control  
 ● 18/ \_\_ Graphite /1\_ 2700 K 3702 \_\_ / \_ 1  
 (ADAPTA RF 9913 WX) CRI >90 868 lm 87 lm/W DALI  
 ● 93/ \_\_ White 3702 \_\_ / \_ B  
 (RAL 9016) 1-10V, Push

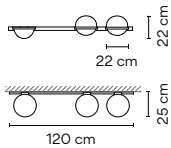
Materials  
 Diffuser: Blown-glass. Profile: Aluminum.  
 Planter: PMMA.

Light Source and electronics  
 2 x LED 4,6 W 500 mA  
 Constant Current 500 mA  
 220~240V 50/60Hz

Packaging  
 1 Box 0,87 x 0,31 x 0,21 m  
 Vol 0,0581 m<sup>3</sup>  
 Gross weight 4,05 Kg Net weight 2,4 Kg



3704

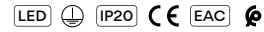


Finishes LED temperature colour Control  
 ● 18/ \_\_ Graphite /1\_ 2700 K 3704 \_\_ / \_ 1  
 (ADAPTA RF 9913 WX) CRI >90 1736 lm 87 lm/W DALI  
 ● 93/ \_\_ White 3704 \_\_ / \_ B  
 (RAL 9016) 1-10V, Push

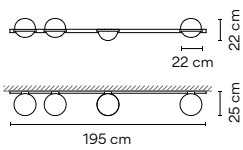
Materials  
 Diffuser: Blown-glass. Profile: Aluminum.  
 Planter: PMMA.

Light Source and electronics  
 4 x LED 4,6 W 500 mA  
 Constant Current 500 mA  
 220~240V 50/60Hz

Packaging  
 2 Boxes  
 Total Vol 0,0081 m<sup>3</sup>  
 Gross weight 6,2 Kg Net weight 3,9 Kg



3706

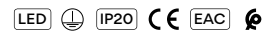


Finishes LED temperature colour Control  
 ● 18/ \_\_ Graphite /1\_ 2700 K 3706 \_\_ / \_ 1  
 (ADAPTA RF 9913 WX) CRI >90 2604 lm 87 lm/W DALI  
 ● 93/ \_\_ White 3706 \_\_ / \_ B  
 (RAL 9016) 1-10V, Push

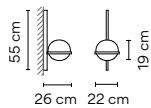
Materials  
 Diffuser: Blown-glass. Profile: Aluminum.  
 Planter: PMMA.

Light Source and electronics  
 6 x LED 4,6 W 500 mA  
 Constant Current 500 mA  
 220~240V 50/60Hz

Packaging  
 2 Boxes  
 Total Vol 0,1793 m<sup>3</sup>  
 Gross weight 6,4 Kg Net weight 3,9 Kg



3710

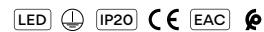


Finishes LED temperature colour Control  
 ● 18/ \_\_ Graphite /1\_ 2700 K 3710 \_\_ / \_ B  
 (ADAPTA RF 9913 WX) CRI >90 868 lm 87 lm/W 1-10V, Push  
 ● 93/ \_\_ White

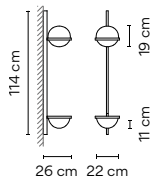
Materials  
 Diffuser: Blown-glass. Profile: Aluminum.

Light Source and electronics  
 2 x LED 4,6 W 500 mA  
 Constant Current 500 mA  
 220~240V 50/60Hz

Packaging  
 1 Box 0,57 x 0,31 x 0,21 m  
 Vol 0,0382 m<sup>3</sup>  
 Gross weight 2,6 Kg Net weight 1,8 Kg



3714



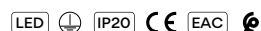
Finishes LED temperature colour  
 ● 18/ \_\_ Graphite /1\_ 2700 K   
 (ADAPTA RF 9913 WX) CRI >90 868 lm 87 lm/W  
 ● 93/ \_\_ White  
 (RAL 9016)

Control  
 3714 \_\_ / \_ 1  
 DALI  
 3714 \_\_ / \_ B  
 1-10V, Push

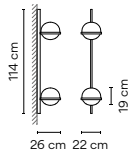
Materials  
 Diffuser: Blown-glass. Profile: Aluminum.  
 Planter: PMMA.

Packaging  
 2 Boxes  
 Total Vol 0,0081 m<sup>3</sup>  
 Gross weight 5,2 Kg Net weight 2,9 Kg

Light Source and electronics  
 2 x LED 4,6 W 500 mA  
 Constant Current 500 mA  
 220~240V 50/60Hz



3716



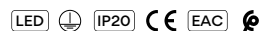
Finishes LED temperature colour  
 ● 18/ \_\_ Graphite /1\_ 2700 K   
 (ADAPTA RF 9913 WX) CRI >90 1736 lm 87 lm/W  
 ● 93/ \_\_ White  
 (RAL 9016)

Control  
 3716 \_\_ / \_ 1  
 DALI  
 3716 \_\_ / \_ B  
 1-10V, Push

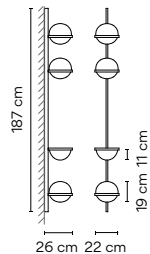
Materials  
 Diffuser: Blown-glass. Profile: Aluminum.

Packaging  
 2 Boxes  
 Total Vol 0,0081 m<sup>3</sup>  
 Gross weight 6,5 Kg Net weight 4,2 Kg

Light Source and electronics  
 4 x LED 4,6 W 500 mA  
 Constant Current 500 mA  
 220~240V 50/60Hz



3718



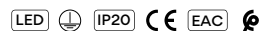
Finishes LED temperature colour  
 ● 18/ \_\_ Graphite /1\_ 2700 K   
 (ADAPTA RF 9913 WX) CRI >90 2604 lm 87 lm/W  
 ● 93/ \_\_ White  
 (RAL 9016)

Control  
 3718 \_\_ / \_ 1  
 DALI  
 3718 \_\_ / \_ B  
 1-10V, Push

Materials  
 Diffuser: Blown-glass. Profile: Aluminum.  
 Planter: PMMA.

Packaging  
 2 Boxes  
 Total Vol 0,1793 m<sup>3</sup>  
 Gross weight 8,6 Kg Net weight 6,1 Kg

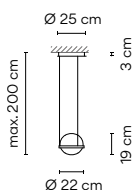
Light Source and electronics  
 6 x LED 4,6 W 500 mA  
 Constant Current 500 mA  
 220~240V 50/60Hz



Pendants



3720



Finishes  
 ● 18/ \_ \_ Graphite (ADAPTA RF 9913 WX)  
 ● 93/ \_ \_ White (RAL 9016)

LED temperature colour  
 /1\_ 2700 K  CRI >90 868 lm 87 lm/W

Control  
 3720 \_ \_ / \_ 1  
 DALI

3720 \_ \_ / \_ B  
 1-10V, Push

3720 \_ \_ / \_ Z  
 Casambi

Materials  
 Diffuser: Blown-glass. Profile: Aluminum.

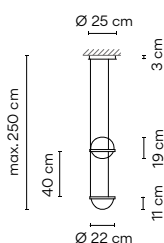
Light Source and electronics  
 2 x LED 4,6 W 500 mA  
 Constant Current 500 mA  
 110-240V 50/60Hz

Packaging  
 1 Box 0,71 x 0,27 x 0,21 m  
 Vol 0,0413 m<sup>3</sup>  
 Gross weight 3,75 Kg Net weight 2,8 Kg

Notes  
 Extra cable length.



3724



Finishes  
 ● 18/ \_ \_ Graphite (ADAPTA RF 9913 WX)  
 ● 93/ \_ \_ White (RAL 9016)

LED temperature colour  
 /1\_ 2700 K  CRI >90 868 lm 87 lm/W

Control  
 3724 \_ \_ / \_ 1  
 DALI

3724 \_ \_ / \_ B  
 1-10V, Push

3724 \_ \_ / \_ Z  
 Casambi

Materials  
 Diffuser: Blown-glass. Profile: Aluminum.  
 Planter: PMMA.

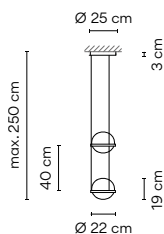
Light Source and electronics  
 2 x LED 4,6 W 500 mA  
 Constant Current 500 mA  
 110-240V 50/60Hz

Packaging  
 1 Box 1,02 x 0,27 x 0,21 m  
 Vol 0,0588 m<sup>3</sup>  
 Gross weight 4,6 Kg Net weight 3,3 Kg

Notes  
 Extra cable length.



3726



Finishes  
 ● 18/ \_ \_ Graphite (ADAPTA RF 9913 WX)  
 ● 93/ \_ \_ White (RAL 9016)

LED temperature colour  
 /1\_ 2700 K  CRI >90 1736 lm 87 lm/W

Control  
 3726 \_ \_ / \_ 1  
 DALI

3726 \_ \_ / \_ B  
 1-10V, Push

3726 \_ \_ / \_ Z  
 Casambi

Materials  
 Diffuser: Blown-glass. Profile: Aluminum.

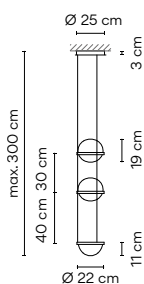
Light Source and electronics  
 4 x LED 4,6 W 500 mA  
 Constant Current 500 mA  
 110-240V 50/60Hz

Packaging  
 1 Box 1,02 x 0,27 x 0,21 m  
 Vol 0,0588 m<sup>3</sup>  
 Gross weight 5,4 Kg Net weight 4,1 Kg

Notes  
 Extra cable length.



3728



Finishes  
 ● 18/ \_ \_ Graphite (ADAPTA RF 9913 WX)  
 ● 93/ \_ \_ White (RAL 9016)

LED temperature colour  
 /1\_ 2700 K  CRI >90 1736 lm 87 lm/W

Control  
 3728 \_ \_ / \_ 1  
 DALI

3728 \_ \_ / \_ B  
 1-10V, Push

3728 \_ \_ / \_ Z  
 Casambi

Materials  
 Diffuser: Blown-glass. Profile: Aluminum.  
 Planter: PMMA.

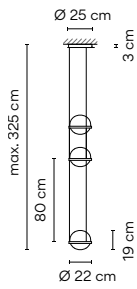
Light Source and electronics  
 4 x LED 4,6 W 500 mA  
 Constant Current 500 mA  
 110-240V 50/60Hz

Packaging  
 1 Box 0,75 x 0,53 x 0,21 m  
 Vol 0,0857 m<sup>3</sup>  
 Gross weight 8,8 Kg Net weight 4,7 Kg

Notes  
 Extra cable length.



3730



Finishes  
 ● 18/ \_ \_ Graphite (ADAPTA RF 9913 WX)  
 ● 93/ \_ \_ White (RAL 9016)

LED temperature colour  
 /1\_ 2700 K CRI >90 2604 lm 87 lm/W

Control  
 3730 \_ \_ / \_ A  
 DALI, 1-10V, Push  
 3730 \_ \_ / \_ Z  
 Casambi

Materials  
 Diffuser: Blown-glass. Profile: Aluminum.

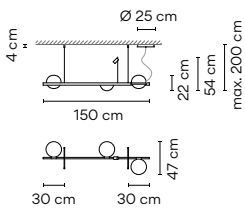
Light Source and electronics  
 6 x LED 4,6 W 500 mA  
 Constant Current 500 mA  
 110-240V 50/60Hz

Packaging  
 1 Box 0,75 x 0,53 x 0,21 m  
 Vol 0,0857 m<sup>3</sup>  
 Gross weight 9,5 Kg Net weight 5,4 Kg

Notes  
 Extra cable length.



3734



Finishes  
 ● 18/ \_ \_ Graphite (ADAPTA RF 9913 WX)  
 ● 93/ \_ \_ White (RAL 9016)

LED temperature colour  
 /1\_ 2700 K CRI >90 2265 lm 103 lm/W

Control  
 3734 \_ \_ / \_ A  
 DALI, 1-10V, Push  
 3734 \_ \_ / \_ Z  
 Casambi

Materials  
 Diffuser: Blown-glass. Profile: Aluminum.  
 Planter: PMMA.

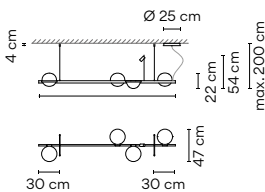
Light Source and electronics  
 1 x LED 2 W 500 mA  
 4 x LED 4,6 W 500 mA  
 Constant Current 500 mA  
 110-240V 50/60Hz

Packaging  
 1 Box 1,72 x 0,33 x 0,31 m  
 Vol 0,1790 m<sup>3</sup>  
 Gross weight 9,4 Kg Net weight 5,95 Kg

Notes  
 Extra cable length.



3736



Finishes  
 ● 18/ \_ \_ Graphite (ADAPTA RF 9913 WX)  
 ● 93/ \_ \_ White (RAL 9016)

LED temperature colour  
 /1\_ 2700 K CRI >90 3133 lm 98 lm/W

Control  
 3736 \_ \_ / \_ A  
 DALI, 1-10V, Push  
 3736 \_ \_ / \_ Z  
 Casambi

Materials  
 Diffuser: Blown-glass. Profile: Aluminum.  
 Planter: PMMA.

Light Source and electronics  
 1 x LED 2 W 500 mA  
 6 x LED 4,6 W 500 mA  
 Constant Current 500 mA  
 110-240V 50/60Hz

Packaging  
 2 Boxes  
 Vol 0,1793 m<sup>3</sup>  
 Gross weight 9,1 Kg Net weight 6,6 Kg

Notes  
 Extra cable length.



Dimmer Bi-volt

Table

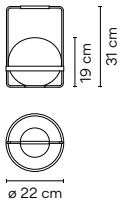


ø 22 cm

3740

3740

<b>Finishes</b> ● 18/ __ Graphite (ADAPTA RF 9913 WX) ● 93/ __ White (RAL 9016)	<b>LED temperature colour</b> /1_ 2700 K CRI >90 868,0 lm 94 lm/W	<b>Control</b> 3740 __ / _ 5 Push
---	---	---



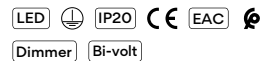
**Materials**  
 Diffuser: Blown-glass. Profile: Aluminum.  
 Rods: Steel.

**Light Source and electronics**  
 2 x LED 4,6 W 500 mA  
 Constant Current 500 mA  
 100~240V 50/60Hz

**Packaging**  
 1 Box 0,24 x 0,24 x 0,49 m  
 Vol 0,0282 m<sup>3</sup>  
 Gross weight 1,7 Kg Net weight 1,2 Kg

**Notes**  
 Electric cable with plug and  
 push-button (3m).

**UNTIL STOCK RUNS OUT**



Dimmer Bi-volt

